

Music for Schools presents...

# Welcome To Our World

by **Brendon Kenwick**

## A Flexible Song & Dance Spectacular

**Welcome To Our World** is a 45 minute 'song and dance spectacular' musical show for primary school children aged 5-11. It is designed for performance by the whole school and its songs and dances can be shared out between individual classes / year groups. Alternatively, it may be performed entirely by your primary school leavers who will easily be able to learn and present all the material. **Welcome To Our World** is a flexible performance piece, appealing to all primary year groups, and can be staged all-year-round.

## Through-Sung / Minimal Speaking

**Welcome To Our World** is a through-sung show with minimal speaking (just 12 short speeches) which features a broad selection of musical contributions from a variety of countries. The opening song, 'One World' is used as a central, returning motif throughout the show. It cleverly allows a group of children - one from each country - to gradually form part of a 'unified' circle in the centre of the performance area. This is used to convey the ideas of 'peace and harmony', 'world community' and the 'sharing' of our world. At the end of the show this group has increased to ten children who, if all distinctly dressed, form a colourful lasting symbol.

## Staging, Performance, Video Research

The following pages present the full lyrics for each song and detailed notes and suggestions for the easy staging of the show. If you are a purchasing school / individual of this work, you may copy, photocopy and project this e-booklet to facilitate your rehearsals (only). There is a wealth of valuable information on the internet about national costumes and traditional dances. For the latter, a few online links are provided to video content on the internet. These have been carefully selected to be of most interest and use to teachers. However, whilst we have referred to content on YouTube™, we do not endorse your use of the video clips in your performance, as we cannot guarantee their copyright status (although contributors to YouTube™ agree to be bound by its policies). Likewise, we cannot guarantee that the links to the suggested clips will always be accessible or valid, nor can we guarantee that the content will remain the same and unrevised. Simply put, our video clip suggestions are provided for the benefit of teachers' research only.

# The CD...

CD 1 features the sung versions of each song from **Welcome To Our World** . They are intended for your listening, learning and rehearsals.

CD 2 features the backing track versions of each song (i.e. without the singing) and are intended to accompany your own performance.

Track (each CD) :

- 1 One World
- 2 Tena Ra Koutou Katoa ! (New Zealand)
- 3 One World (reprise)
- 4 Sakura (Japan)
- 5 One World (reprise)
- 6 Our Paradise (Hawaii)
- 7 One World (reprise)
- 8 Come To The USA ! (USA)
- 9 One World (reprise)
- 10 Tingalayo (West Indies)
- 11 One World (reprise)
- 12 Andean Dance (Peru)
- 13 One World (reprise)
- 14 Dance While The Music Sings To You (Sierra Leone)
- 15 One World (reprise)
- 16 Webley Twizzle (England)
- 17 One World (reprise)
- 18 Kalinka (Russia)
- 19 One World (reprise)
- 20 Bollywood (India)
- 21 One World Finale



## **Speaker 2** (standing to speak)

We begin our round-the-world tour in New Zealand. New Zealand is a mountainous and volcanic range of islands, 1000 miles from its neighbour, Australia. It is the home of the Maori people who travelled there to settle about 1000 years ago. They called it 'Aotearoa', meaning 'the land of the long white cloud'. The Maori people first shared their islands with exotic creatures, like the kakapo and the kiwi, which are now endangered. Now we sing for you a traditional song of welcome from the Maori people, called '*Tena Ra Koutou Katoa*'.

### **Staging:**

A class/group of Maori children move to the central stage/dance area.

### **Movement:**

Only minimal movement is required for this song of welcome. On the phrase, "we say welcome", wave the left hand in a slow arc, from right to left, like painting a rainbow. On the next phrase, "welcome to all people", wave the right hand the opposite way to make an arc from left to right.

During the two 24-bar instrumental sections, there is an opportunity for a short choreographed routine, but unlike the *Haka*, this should be slow and gentle, using swaying hips and straight vibrating hands (*kapakapa*) which traditionally symbolise the rising and movement of hot air. Feet should not venture too far away from the spot.

Link-permitting, a more graceful example may be found online here:

<http://www.youtube.com/watch?v=Nvpvnqn9g4c>

Poi balls are also traditionally used in Maori dances. They are grass-stuffed balls on the end of a twisted cord, used to exaggerate graceful movement of the arms. Sometimes these are hit against the body to add an extra rhythmic element.

Track

2

song:

## ***Tena Ra Koutou Katoa***

*(New Zealand)*

Tena ra koutou katoa !

*(pron: ten-ah rah coe-toe car-tor)*

We say welcome,  
welcome to all people.

Tena ra koutou katoa !

Oh people gathered here,  
greetings to you all.

**REPEAT**

*(instrumental - 24 bars)*

**REPEAT**

*(instrumental - 24 bars)*

The Japanese group quickly leave the stage, leaving behind them **one** child to represent them. He/she remains in the centre of the stage/dance area and is now joined by the Maori child for the reprise of 'One World' (refer again to movements on page 5). During this reprise they join hands to form a ring and move in a slow circle in the centre of the stage, coming to rest and facing forwards as the song ends. They then sit together to the side of the stage.

track  
5

song: **One World (reprise)**

One world (*clap*), one voice (*clap*), our chance (*clap*), our choice (*clap*),  
to live in peace and harmony, explore the rich diversity  
of people and their cultures on this earth.

One world (*clap*), one voice (*clap*), our chance (*clap*), our choice (*clap*),  
so come together everyone, join with us and sing this song.  
The children of the world want to be heard.  
Let's celebrate all nations of the earth.

next...



### **Speaker 4** (standing to speak)

From Japan, we travel far out into the North Pacific Ocean to reach the islands of Hawaii. Hawaii is not a country, but a US island state. It was famously discovered in 1778 by Captain James Cook. The Hawaiian people enjoy a tropical climate, but strong winds blow all-year-round from east to west. Most of the world's macadamia nuts are grown on Hawaii's 'Big Island'. Hawaiian children only have to learn 12 letters in their alphabet !

#### **Staging:**

A class/group of Hawaiian children move to the central stage/dance area and form two separate groups, one to stage-left, the other to stage-right.

#### **Movement:**

During all parts of this song there are opportunities to present some 'Hula' style dancing - a slow swaying dance with hand movements symbolic of the earth and nature. Gyration of hips can be nicely exaggerated with grass skirts (for the girls). The feet take mainly small steps and both arms gracefully swirl to the sides and above the head.

Link-permitting, a good example of the Hula dance may be found online here:

<http://www.youtube.com/watch?v=4CXFtEYPKco>

Another example of other Hawaiian dancing can be found here:

<http://www.youtube.com/watch?v=d0eADv6h9-k>

Traditional costume would see the girls wearing skirts or dresses and the boys wearing long colourful shorts - all with bare feet.

#### song:

### ***Our Paradise***

*(Hawaii)*

(left group) Hawaii

(right group echos) *Hawaii*

(left group) Hawaii - ai - ii

(right group echos) *Hawai - ai - ii*

(left group) Hawaii is our paradise.

(both groups together)

We live beside the ocean  
and mighty volcanos.

We welcome you to our islands.

Ho'okipa i ka malihini.

*(pron: hoe-o-kee-pa ee ka mo-li-hee-nee  
meaning: "welcome guests")*

*(hawaiian guitar instrumental - 11 bars)*

### **REPEAT ALL**

*(hawaiian guitar instrumental - 11 bars)*

(left group) Hawaii

(right group echos) *Hawaii*

(left group) Hawaii - ai - ii

(right group echos) *Hawai - ai - ii*

(left group) Hawaii is our paradise.

(both groups) Hawaii is our paradise.

track

6

## **Speaker 5** (standing to speak)

From the US state of Hawaii, we travel to the heart of the United States of America - a land of huge lakes, great canyons, rocky mountains, barren deserts and mighty rivers. The bald eagle, a protected species, is the national symbol of the United States. The US has become the new home for a diverse range of people from all over the world, whose pioneering spirit have made the United States a powerful world leader. The 'hoedown' or 'square dance' is known throughout the US, and is a lively dance to the tune of a fiddle.

### **Staging:**

A class/group of American children - cowboys and cowgirls - move to the stage/dance area, breaking off into groups, with boys to one side and girls to the other.

### **Movement:**

During the initial verse and chorus the groups stand to the sides. On the phrase, "*fast lane of the highway*", all simulate handling a steering wheel. On the phrase "*slow it down*" all pull on an imaginary handbrake ! On the phrase "*Come to the USA!*" begin side steps on the beat (step to the left - feet together - step to the right - feet together, etc.) ending on the word "*town*".

During the repetition of the verse and chorus, groups of boys and girls can walk towards each other to '*dosado*' - interlocking arms as they meet and passing to the left, right, left, right, etc. After the 2nd chorus they prepare for the main dance which runs for 20 bars, with much whooping, cheering and shouting. The hoedown, or '*square dance*' has European origins, but is now adopted by many US states as their national dance. A very useful, animated guide to basic square dance moves can be found here:

<http://noriks.tripod.com/ENGLISH/514100e.html>

After the clapping section, all return to their grouped starting positions, ready for the last repeat of the verse and chorus (with movements as before).

Link-permitting, a really nice example of some children doing a square dance can be found here:

<http://www.youtube.com/watch?v=41tCYS7YaNU>

song:  
***Come To The USA***  
(USA)



### **Verse**

In America we live life  
in the fast lane of the highway.  
But we slow it down  
when we leave the city  
for the country and the mountains.

### **Chorus**

Come to the USA!  
Explore the wild west  
until the sun sinks down low,  
then come and hoedown in the town.

### **REPEAT Verse & Chorus**

(dance begins immediately for 20 bars  
to much 'whooping', cheering and shouting !)

...followed by...

(8 off-beat claps over 4 bars)

...followed by...

('The Star-Spangled Banner' melody over 4 bars)

...followed by

### **REPEAT Verse & Chorus**

The Andean dancers quickly leave the stage, leaving behind them **one** child to represent them. He/she remains in the centre of the stage/dance area and is now joined by the Maori, Japanese, Hawaiian, American and West Indian children for the reprise of 'One World' (refer again to movements on page 5). During this reprise they join hands to form a ring and move in a slow circle in the centre of the stage, coming to rest and facing forwards as the song ends. They then sit together in a neat cameo group to the side of the stage.



song: **One World (reprise)**

One world (*clap*), one voice (*clap*), our chance (*clap*), our choice (*clap*), to live in peace and harmony, explore the rich diversity of people and their cultures on this earth.

One world (*clap*), one voice (*clap*), our chance (*clap*), our choice (*clap*), so come together everyone, join with us and sing this song.  
The children of the world want to be heard.  
Let's celebrate all nations of the earth.

next...



Sierra Leone

### **Speaker 8** (standing to speak)

From Peru, we cross continents to Africa and the country of Sierra Leone, which means '*Lion Mountains*'. Sierra Leone lies next to the Atlantic Ocean and has a coastline of flooded plains and mangrove swamps. Despite its resource of precious diamonds, most people live on less than two dollars a day and many farm for their own living. English is the official language of Sierra Leone and our next song is a lively children's jumping dance.

#### **Staging:**

A class/group of children from Sierra Leone move to the central stage/dance area, wearing plain cotton coloured shirts/T-shirts and shorts. The boys wear small caps and the girls wear circular head dresses made of tightly twisted colourful bands of material.

#### **Movement:**

This is a traditional song from Sierra Leone which should be accompanied by lively, high jumping and fast moving feet. Groups of 'jumpers' can take turns to demonstrate their jumping in the centre of the stage. On line 5 of each of verse, the shouted "yeah-yeah, yeah-yeah" could be used as the signal to swap jumping groups. Later, the "yeah-yeah" calls marked with an asterisk ( \* ) could be punctuated with short punches into the air. Spectating groups should also be lively, with fast moving feet and gyrating body movements.

Link permitting, a lovely example of a young dancer from Sierra Leone can be found here:

[http://www.youtube.com/watch?v=pgswopDL\\_y8](http://www.youtube.com/watch?v=pgswopDL_y8)

Track  
14

song:

### ***Dance While The Music Sings To You***

*(Sierra Leone)*

#### **Verse 1**

Dance while the music sings to you.  
Show you are strong.  
Dance while you are young,  
dance and sing while others cheer for you.  
Yeah-yeah ! Yeah-yeah !

#### **Verse 2**

Dance while the music sings to you.  
Leap very high.  
Try to touch the stars,  
leap up high while others shout for you.  
Yeah-yeah ! Yeah-yeah !

(instrumental - 4 bars)

#### **REPEAT Verses 1 & 2**

\* Yeah-yeah ! Yeah-yeah !  
\* Yeah-yeah ! Yeah-yeah ! Yeah !

#### **REPEAT Verse 1**

(instrumental - 2 bars)

\* Yeah ! Yeah ! Yeah ! Yeah !

## **Speaker 11** (standing to speak)

We end our amazing journey around the world with a visit to India - a country that is home to over 1,000 million people, most of whom follow the Hindu religion. Hinduism shows great respect for animal life and sacred cows are allowed to wander the streets. India has a rich cultural heritage and is fast becoming a world economic leader. It now has a large and exciting film industry, known as 'Bollywood', which combines song, dance and drama and is performed by famous Indian film stars. Ladies and Gentlemen - welcome to 'Bollywood' !

### **Staging:**

A class/group of Bollywood dancers, actors and actresses move to the central stage/dance area. They are dressed in long, flowing, expensive looking cloaks, robes and dresses, with lots of gold decoration.

### **Movement:**

This song provides a good opportunity for some more elaborate choreography during the instrumental sections, whilst the sung sections could feature more static movements from the hands, wrists and feet. Two central characters could be introduced (a boy and a girl), each with his/her own group of background followers/dancers, as they act out a brief story of interest-in-one-another !

For Bollywood style dance steps an easy to follow clip can be found here:

<http://www.youtube.com/watch?v=qhMFEkIBRPY>

If you want to start from scratch, there is very a good instructional guide here:

<http://www.youtube.com/watch?v=1gCL5INBnpc>

song: **Bollywood**  
(India)



Track  
20

(percussion & sitar - intro)

### **Verse**

Move it - move it,  
groove it to the Bollywood beat.  
Shake it - shake it,  
make it fit the Bollywood beat.

Our movies are spectacula-la,  
a spicy Mumbai mixture  
of a song and dance melodrama.




### **REPEAT Verse**

(vocal interlude - 4 bars)  
(harmonium instrumental - 16 bars)  
(vocal interlude - 4 bars)

### **REPEAT Verse**

(outro - sitar & voice - 4 bars)

*The Indian Bollywood performers quickly leave the stage, leaving behind them **one** child to represent them. He/she remains in the centre of the stage/dance area and is finally joined by the Maori, Japanese, Hawaiian, American, West Indian, Peruvian, Sierra Leonean, Morris and Russian children for the final song - 'One World Finale' (see over). During this final song they form a neat, forward-facing line of ten children, standing centre-stage and now forming the important central focus to help convey the message of the song. They remain there through to the end of the show.*



## **Speaker 12** (standing to speak)

Ladies and Gentleman - boys and girls - we have travelled the world, exploring wonderful countries, astonishing creatures, amazing people ancient traditions, exotic languages, colourful clothes and very different cultures. We have seen that we share this beautiful planet with our neighbours who live in countries near and far. So now let us celebrate all nations of the earth !

### **Staging:**

As described above, the line of ten children, form a neat, forward-facing line, standing centre-stage to form the important focus for the message of '*peace and harmony*'. They remain standing there through to the end of the song.

All other children/performers now stand from their seated positions around the sides of the central stage/dance area, whilst not obscuring the central group.

### **Movement:**

For each hand clap, hands are lifted high above heads, then dropped each time, ready for the next clap.

On the phrase, "*want to be heard*", all raise both hands above heads, stretching out fingers, then wave arms side to side five times to the underlined syllables "*Let's ce-le-brate all na-tions of the earth.*" Drop hands after the last word is sung.

During the very last repetition (up a tone), ALL children can sway side-to-side, to the beat, for a cheerful and lively ending to show.

song:

## ***One World Finale***

track  
21

One world (*clap*), one voice (*clap*),  
our chance (*clap*), our choice (*clap*),  
to live in peace and harmony,  
explore the rich diversity  
of people and their cultures  
on this earth.

One world (*clap*), one voice (*clap*),  
our chance (*clap*), our choice (*clap*),  
so come together everyone,  
join with us and sing this song.  
The children of the world  
want to be heard.  
Let's celebrate all nations of the earth.

REPEAT

REPEAT (up a tone)

*The End*